


SURLY™



JETHRO TULE™

NOT SINCE 'AQUALUNG' WAS RE-RELEASED STATESIDE ON VINYL HAS THERE BEEN A BETTER WAY TO SPEND TWENTY BUCKS. OUR NEW JETHRO TULE™ POCKET TOOL IS HAND-CRAFTED FROM STAINLESS-STEEL, THEN POLISHED TO A HIGH LUSTER, AND COMBINES AN OFFSET BOX WRENCH ON ONE END WITH A LEVERAGE-ENHANCED BOTTLE OPENER ON THE OTHER. THE DOUBLE-SIDED 15MM BOX WRENCH FITS MOST BOLT-OFF HUBS ON THE MARKET AND ALSO QUITE NICELY INSIDE RECESSED DROPOUTS, INCLUDING THOSE FOUND ON OUR SURLY 1x1™ FRAME. QUIT CARTING AROUND THE VICE-GRIPS™; OUR SMOOTH, SPOON-SHAPED HANDLE PROVIDES ERGONOMIC PLEASURE FOR YOUR PALM UNDER THE MOST RIGOROUS WHEEL-REMOVING OPERATIONS AT A FRACTION OF THE WEIGHT AND BULK, AND SNAPS OPEN THE FIZZY RELIABLY BEFORE, DURING, AND AFTER THE RIDE. THE JETHRO TULE™ HANGS NICELY ON A KEY CHAIN AND IS LIGHT ENOUGH TO CARRY COMFORTABLY ANYWHERE, BUT BEING 'THICK AS A BRICK', IT IS BUILT TO LAST AND TO RESIST BOUNCING OUT OF YOUR POCKET DURING A ROUGH SINGLE-TRACK RIDE, OR CROSS-TOWN JAUNT. IAN ANDERSON TRADED IN THAT DAMN FLUTE FOR ONE.



SURLY PARAPHERNALIA

GET UP FOR THE DOWWWN STROKE. DERBY-APPROVED STUFF.

T-SHIRTS
DESIGNS CONTINUALLY EVOLVING.
100% COTTON. L OR XL. BLACK ONLY.

PATCHES
6" OR 10". GOOD FOR MESSENGER BAGS, JEAN JACKETS, SKIN GRAFTS...

STICKAS
ASSORTED STICKERS TO MESS UP YOUR WORLD...

COMING SOON:
THE STEAMROLLER™ MESSENGER FRAME!
SURLY FACTORY SLUGS


WWW.SURLYBIKES.COM

CALL 1.877.743.3191



1x1™ SINGLE-SPEED HUBS

WHEN THE BANDWAGON ROLLS THROUGH YOUR TOWN, BE READY WITH THE NEW 1x1™ SINGLE-SPEED HUBS. YOU'LL BE CONFIDENT IN YOUR DERBY ABILITIES ROLLING ON THIS PAIR OF RUGGED HUBS. THE 1x1™ SINGLE-SPEED HUBS ARE FORGED AND CNC-MACHINED FROM 6061 ALUMINUM AND FEATURE 4130 CRO-MO SOLID AXLES, SPINNING ON SEALED CARTRIDGE BEARINGS. THE 135MM-SPACED REAR HUB ALLOWS THE USE OF BMX FREEWHEELS AND AS AN ADDED BONUS, IT'S THREADED ON EACH SIDE FOR THE CONVENIENCE OF QUICK GEAR CHANGES. THE FRONT HUB IS 100MM SPACED, AND THE MATCHED PAIR IS AVAILABLE IN BLACK OR SILVER. (32°) BOTH FEATURE THE HANDSOME 1x1™ LASER-ETCHED LOGO.




WWW.SURLYBIKES.COM

CALL 1.877.743.3191

1x1™ SINGLEATOR 2001

THE SINGLEATOR 2001 MOUNTS TO YOUR DERAILLEUR HANGER AND PROVIDES A SIMPLE, EFFECTIVE, ADJUSTABLE MEANS OF TENSIONING EXCESS CHAIN SLACK FOUND IN VERTICAL DROPOUT SINGLE-SPEED DRIVE TRAINS. 2001 FEATURES: TRIPLE SEALED REVERSIBLE SPRING, 22T COG CAPACITY, CHAIN-REJECTION PROTECTION, FULLY ADJUSTABLE CHAIN LINE, FLOATING TENSION PULLEY, AND A STAINLESS STEEL PIVOT BUSHING. STOP BEING SO DAMN SERIOUS... GET YOURSELF A SINGLEATOR 2001, AND GIVE THE SINGLE LIFESTYLE A TRY. IN BLACK, SILVER, OR RED.



1x1™ TORSION BAR

MADE FOR US BY NITTO®, THESE WIDE, FLAT, 4130 CRO-MO BRUISERS WILL GIVE YOU A DISTINCT ADVANTAGE IN ANY DERBY SITUATION. WITH A 15° BEND, AND 24.5" WIDTH, THEY'RE MIGHTY COMFORTABLE IN THAT LAID-BACK SINGLE WAY. GET READY TO FLAT TRACK!



WWW.SURLYBIKES.COM

CALL 1.877.743.3191

1X1™ FRAMESET

OUR 1X1 SINGLE-SPEED FRAMESET SETS THE MARK FOR DURABILITY, AFFORDABILITY, AND ALL THE OTHER ABILITIES FOUND IN THE SINGLE-SPEED ARENA. WHETHER RALLYIN', RACIN' OR TAVERN-INSPIRED TIME TRIALS, YOU WILL APPRECIATE THE 1X1'S "RIDES LIKE A BIKE" GEOMETRY, AND OUR FFF™ (FATTIES FIT FINE) CHAINSTAYS HAVE ROOM FOR THE BIGGEST KNOBS YOU CAN FIND WITH PLENTY OF MUD CLEARANCE LEFT OVER. THE DOUBLE-BUTTED 100% CRO-MOLY, SUS-CORRECTED FRAME COUPLED WITH AN 1 1/8" HARD FORK WILL GIVE YOU A LIFETIME OF SERVITUDE. THE 1X1™ FRAMESET IS DESIGNED BY SINGLE-SPEEDERS FOR SINGLE-SPEEDERS. SMALL(16"), MEDIUM(18"), LARGE(20"), XLARGE(22")
SEATPOST O.D. = 27.2MM SEATCLAMP O.D. = 30.0MM
DROPOUTS 135MM

1x1 FRAME SPECIFICATIONS

- SEAT TUBE MEASURED CENTER-TO-TOP OF TOP TUBE

SIZE	SEAT TUBE C-T	TOP TUBE C-C	SEAT TUBE ANGLE	HEAD TUBE ANGLE	BB DROP	CHAIN STAY LENGTH	FORK RAKE
S	16"	21.7"	71°	73°	43MM	16.5"-17.5"	45MM
M	18"	23.0"	71°	73°	43MM	16.5"-17.5"	45MM
L	20"	23.6"	71°	73°	43MM	16.5"-17.5"	45MM
XL	22"	24.25"	71°	73°	43MM	16.5"-17.5"	45MM



WWW.SURLYBIKES.COM

CALL 1.877.743.3191

CROSS-CHECK™ FRAMESET

IF YOU'RE HIP TO THE SURLY™ CORPORATE PHILOSOPHY YOU CAN PROBABLY GUESS THAT THE DESIGN OF OUR CROSS-CHECK™ 'CROSS FRAMESET IS NOT STEEPED IN THE RICH EUROPEAN TRADITION OF CYCLO-CROSS RACING. WHILE WE UNDERSTAND, RESPECT, AND ADMIRE THE TRADITIONAL DESIGNS USED IN THIS FORM OF RACING, OUR TRUE INTENTIONS FOR THIS FRAMESET ARE TO PROVIDE YOU WITH THE CORE FOR A VERY AGGRESSIVE, MULTI-PURPOSE, OFF-ROAD WORTHY 700C-WHEELED BIKE. DIG THESE FEATURES:

- DOUBLE-BUTTED REYNOLDS 631 FRONT TRIANGLE, TIG-WELDED CONSTRUCTION
- BUILT WITH LONG HORIZONTAL REAR DROPOUTS; SINGLE-SPEED COMPATIBLE
- FFF™ CHAINSTAYS: CLEARANCE TO RUN THE FATTEST* 700C TIRES YOU CAN FIND WITH PLENTY O'ROOM LEFT OVER FOR FENDERS
- DOWN-TUBE SHIFTER CABLE ROUTING
- COMPATIBLE WITH ALL SINGLE, DOUBLE AND TRIPLE ROAD OR MOUNTAIN CRANKSETS
- 27.2MM SEATPOST, 68MM B.B., 1" THREADED HEADSET, 132.5MM REAR SPACING TO FIT ROAD OR MOUNTAIN HUBS.
- INCLUDES 30.0MM SEATPOST CLAMP AND PROVISION FOR "V"-BRAKES OR CANTILEVERS
- DURABLE BLUE POWDERCOATED FINISH
- AVAILABLE IN 42-60 CM SIZES IN 2CM INCREMENTS.

*NO, THOSE 700x52c WTB® NANO RAPTORS™ WILL NOT FIT. SORRY...


CROSS-CHECK™ FRAME SPECIFICATIONS

SIZE	SEAT TUBE C-T	TOP TUBE C-C	SEAT TUBE ANGLE	HEAD TUBE ANGLE	BB DROP	CHAIN STAY LENGTH	FORK RAKE
42CM	420MM	505MM	75°	72°	66MM	420MM	44MM
44CM	440MM	505MM	75°	72°	66MM	420MM	44MM
46CM	460MM	515MM	74.5°	72°	66MM	420MM	44MM
48CM	480MM	525MM	74.5°	72°	66MM	420MM	44MM
50CM	500MM	535MM	73.5°	72°	66MM	425MM	44MM
52CM	520MM	545MM	73.5°	72°	66MM	425MM	44MM
54CM	540MM	560MM	73°	72°	66MM	425MM	44MM
56CM	560MM	570MM	72.5°	72°	66MM	425MM	44MM
58CM	580MM	580MM	72.5°	72°	66MM	425MM	44MM
60CM	600MM	600MM	72°	72°	66MM	425MM	44MM

1x1™ BLOWERDRIVE

THE 1x1™ BLOWERDRIVE IS A ONE-PIECE CHAINRING SPIDER AND TRIALS-STYLE BASHGUARD THAT MOUNTS DIRECTLY ONTO SHIMANO'S POPULAR DEORE LX M569* AND DEORE XT M739* SPLINED CRANKARMS. THIS EXTREMELY DURABLE AND UNIQUELY STYLED UNIT'S COOLEST FEATURE IS ITS ABILITY TO FIT 74MM, 94MM, OR 110MM BCD CHAINRINGS --NO MORE GEAR LIMITATIONS DUE TO POOR FREEWHEEL SELECTIONS, AND NO NEED TO BUY A BUNCH OF NEW CHAINRINGS TO EXPERIMENT WITH STRANGE GEAR COMBINATIONS. WE BET THERE'S STUFF HANGING ON YOUR BENCH THAT WILL BOLT RIGHT ON. THE BLOWERDRIVE'S INTEGRATED BASHGUARD IS GNARLED FOR EXTRA GRIP WHEN BUSHWHACKER MODE IS ON, AND WILL PROTECT CHAINRINGS UP TO 36 TEETH. BLOWERDRIVES INCLUDE CHAINRING HARDWARE AND LOOK PRETTY TOUGH, AS WELL. AVAILABLE IN BLACK OR SILVER.

- THE BLOWERDRIVE WILL NOT WORK WITH ANY OTHER CRANKS!




THE 1x1 SPEED GEAR CHART

1x1	24	26	28	29	30	31	32	34	36
16	1.50	1.63	1.75	1.81	1.88	1.94	2.00	2.13	2.25
17	1.41	1.53	1.65	1.71	1.76	1.82	1.88	2.00	2.12
18	1.34	1.45	1.56	1.61	1.66	1.72	1.78	1.89	2.00
20	1.20	1.30	1.40	1.45	1.50	1.55	1.60	1.70	1.80
22	1.09	1.18	1.27	1.32	1.36	1.41	1.45	1.55	1.64

CROSS-CHECK™ FRAMESET

IF YOU'RE HIP TO THE SURLY™ CORPORATE PHILOSOPHY OF BUSHWHACKER MODE IS ON, AND WILL PROTECT CHAINRINGS UP TO 36 TEETH. THAT WILL BOLT RIGHT ON. THE BLOWERDRIVE™ INTEGRATED BASHGUARD IS CHAINED FOR EXTRA EXPERIMENT WITH STRANGE GEAR COMBINATIONS. WE BET THERE'S STUFF HANGING ON YOUR BENCH DUE TO POOR FREEWHEEL SELECTIONS, AND NO NEED TO BUY A BUNCH OF NEW CHAINRINGS TO FIGURE OUT WHY YOUR OLD CHAINRING WON'T FIT. THE BLOWERDRIVE™ IS THE MOST VERSATILE FRAMESET YOU'VE EVER SEEN. IT'S THE ONLY FRAMESET THAT WILL FIT 27.2MM SEATPOSTS, 65MM HEADSET, 100MM CROWN RAMP, 100MM REAR SPACING TO FIT ROAD-BIKE DERailleurs, 30.0MM SEAT TUBE ANGLE, AND 100MM FOR CANTILEVERS. AVAILABLE IN BLACK OR SILVER.

- THE BLOWERDRIVE™ WILL NOT WORK WITH ANY OTHER CRANKSET
- DOWN-TUBE SHIFTER CABLE ROUTING
- COMPATIBLE WITH ALL CRANKSETS AND TRIAL BEARS OR MOUNTAIN CRANKSETS
- 27.2MM SEATPOST, 65MM HEADSET, 100MM CROWN RAMP, 100MM REAR SPACING TO FIT ROAD-BIKE DERailleurs, 30.0MM SEAT TUBE ANGLE, AND 100MM FOR CANTILEVERS
- DURABLE BLUE POWDER-COATED STEEL
- AVAILABLE IN 42-60 AND 60-60 SIZES IN BLACK OR SILVER



*No. those 700x25c wheels

CROSS-CHECK™ FRAME SPECIFICATIONS

SIZE	SEAT TUBE C-T	TOP TUBE C-C	SEAT TUBE ANGLE	HEAD TUBE ANGLE	BB DROP	STAY LENGTH	FORK RAKE
42cm	420mm	505mm	75°	72°	66mm	420mm	45mm
44cm	440mm	505mm	75°	72°	66mm	420mm	45mm
46cm	460mm	505mm	74°	72°	66mm	420mm	45mm
48cm	480mm	505mm	74°	72°	66mm	420mm	45mm
50cm	500mm	505mm	74°	72°	66mm	420mm	45mm
52cm	520mm	505mm	74°	72°	66mm	420mm	45mm
54cm	540mm	505mm	74°	72°	66mm	420mm	45mm
56cm	560mm	505mm	74°	72°	66mm	420mm	45mm
58cm	580mm	505mm	74°	72°	66mm	420mm	45mm
60cm	600mm	505mm	74°	72°	66mm	420mm	45mm

SURLY™

6400 WEST 105TH STREET • BLOOMINGTON MN • 55438 • U S A
 1.877.743.3191 • [NET] • WWW.SURLYBIKES.COM • [E-MAIL] • DERBY@SURLYBIKES.COM